


The Squash Blossom Quilt Block Pattern

(in 6 different sizes)





Skill level: Confident Beginner

A block pattern from

The Scissortail Quilting Company

www.scissortailquilting.com

The Squash Blossom Quilt Block Pattern



You need 3 fabrics ranging from light to dark.



Use the chart below to determine what size to cut your patchwork pieces. For example, if you want a 6" block, you would use the measurements given in the highlighted column below. The chart may also indicate that some of your squares may need to be subcut either once or twice on the diagonal.

For this block, first make any HST units, FG units, and your central QST. The block will then be assembled much like a 9-patch

Cutting Chart:

		Subcut?	Finished Size					
			6"	9"	12"	15"	18"	21"
Cut 6		No	2.5" x 1.5"	3.5" x 2"	4.5" x 2.5"	5.5" x 3"	6.5" x 3.5"	7.5" x 4"
Cut 4		No	1.5" x 1.5"	2" x 2"	2.5" x 2.5"	3" x 3"	3.5" x 3.5"	4" x 4"
Cut 4			1 7/8" x 1 7/8"	2 3/8" x 2 3/8"	2 7/8" x 2 7/8"	3 3/8" x 3 3/8"	3 7/8" x 3 7/8"	4 3/8" x 4 3/8"
Cut 6		No	2.5" x 1.5"	3.5" x 2"	4.5" x 2.5"	5.5" x 3"	6.5" x 3.5"	7.5" x 4"
Cut 4			1 7/8" x 1 7/8"	2 3/8" x 2 3/8"	2 7/8" x 2 7/8"	3 3/8" x 3 3/8"	3 7/8" x 3 7/8"	4 3/8" x 4 3/8"
Cut 1			3.25" x 3.25"	4.25" x 4.25"	5.25" x 5.25"	6.25" x 6.25"	7.25" x 7.25"	8.25" x 8.25"
Cut 1			3.25" x 3.25"	4.25" x 4.25"	5.25" x 5.25"	6.25" x 6.25"	7.25" x 7.25"	8.25" x 8.25"