


# The Double Cross Quilt Block Pattern

(in 7 different sizes)



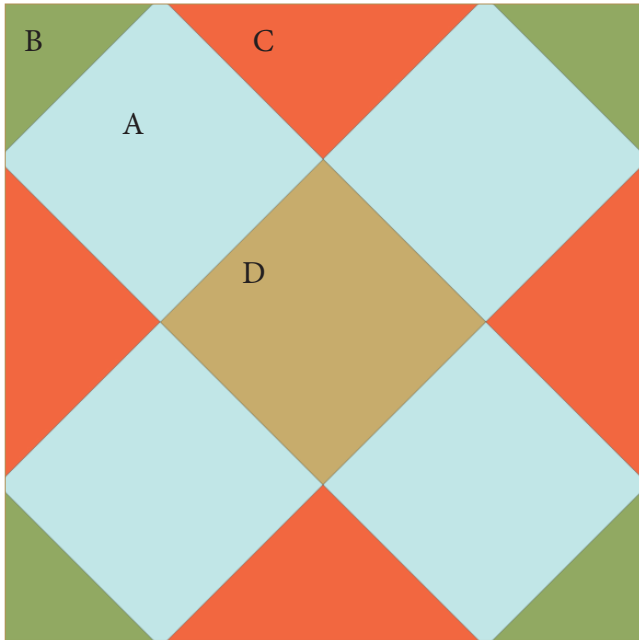
Skill level: Confident Beginner

A block pattern from


*The Scissortail Quilting Company*

[www.scissortailquilting.com](http://www.scissortailquilting.com)

# The Double Cross Quilt Block Pattern







Exploded version:



In the exploded version (upper right image) you can see that this block can be broken down into four Square-in-a-square units. Use the Quick Corner Method for fast and easy Square in a Square units. If you are not familiar with the technique, the instructions can be found on the [ScissortailQuilting.com](http://ScissortailQuilting.com) [Quilt Block Library](#).

## Cutting Chart:

		Subcut?	Finished Size						
			6"	8"	9"	10"	12"	15"	20"
A		No	3 1/2"	4 1/2"	5"	5 1/2"	6 1/2"	8"	10 1/2"
B		No	2"	2 1/2"	2 3/4"	3"	3 1/2"	4 1/4"	5 1/2"
C		No	2"	2 1/2"	2 3/4"	3"	3 1/2"	4 1/4"	5 1/2"
D		No	2"	2 1/2"	2 3/4"	3"	3 1/2"	4 1/4"	5 1/2"